

# Idle Free System Bunk Harness Wiring

## OVERVIEW

### WHAT:

The Idle Free System keeps the sleeper and the engine warm in cold weather.

### HOW:

The Idle Free System taps into the coolant system just before the coolant enters the bunk heater core. By tapping into the heater control wiring, the Idle Free System provides warm coolant, and power to run the OE heat system in the bunk.

The engine alone can be heated by simply placing the Idle Free thermostat switch in the heat position, and placing the bunk blower in the off position on the OE heater control.

### WIRING YOUR TRUCK:

The Idle Free System Under Bunk Box will come with a harness specific for your truck. This harness will only contain the number of wires needed for that specific truck. There will be either one, two, or three pair of wires. These wire sets are specific to the gauge needed for a proper installation. The pairs are Pink & Brown, Yellow & Orange, and Blue & Green. Specific information on wire numbers, and proper wiring is enclosed with this Bunk wiring Overview, and is specific for the truck the Idle Free System is being installed on.

EVERY Under Bunk Box in the Idle Free System will have a fuse panel with 4 openings for fuses. They are arranged vertically. Fuse #1 is at the top, fuse #4 is at the bottom. EVERY truck will have a 2 amp fuse in position #1. This is for the thermostat. Some trucks do not need all three of the remaining fuses.

**IT IS IMPORTANT THAT THIS TABLE IS USED TO INSTALL FUSES OF THE CORRECT AMPERAGE RATING ONLY IN THE POSITIONS THE FUSES ARE CALLED FOR IN THE SPECIFIC TRUCK.**


**Please review the table on the Bunk Harness Wiring Instructions Included with each system to identify what fuse location and fuse sizes are needed in each.**

Fan Harness (OEM Connection)

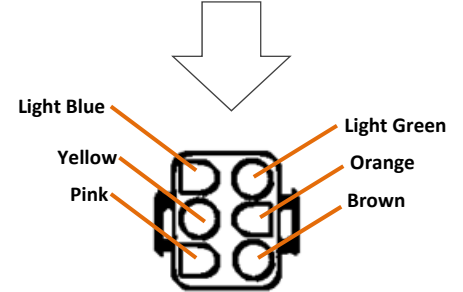
Light Blue, Light Green = 18 Gauge

Yellow and Orange = 14 Gauge

Pink & Brown = 12 Gauge (FAN)




View is from Connection Point



Pink & Brown = 12 Gauge (FAN)

Mack &  
Kenworth



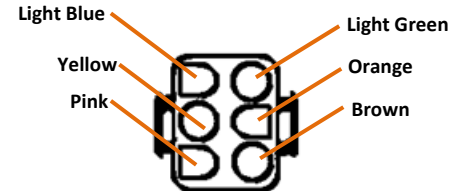
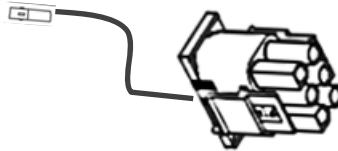
The Volvo Fan Harness  
uses an extra lead that  
plugs into the ignition cut  
out connector

Light Blue, Light Green = 18 Gauge

Yellow and Orange = 14 Gauge

Pink & Brown = 12 Gauge (FAN)

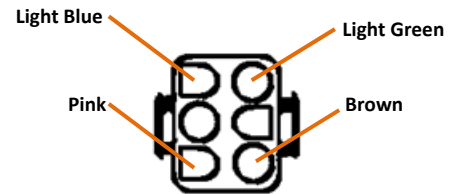
Volvo



Light Blue, Light Green = 18 Gauge

Pink & Brown = 12 Gauge (FAN)

Peterbilt



The IFS Fan Harness is connected on the back side of the IFS Under Bed Module. The IFS 96" harness is routed to the OEM Bunk Fan Control center. The truck fan connections points are Truck specific.